



social development

---

Department:  
Social Development  
REPUBLIC OF SOUTH AFRICA

**2015/16**  
**STATE OF SOUTH AFRICAN REGISTERED**  
**NONPROFIT ORGANISATIONS**  
**ISSUED IN TERMS OF**  
**THE NONPROFIT ORGANISATIONS ACT 71**  
**OF 1997**

*"A REPORT FROM THE NATIONAL NPO DATABASE"*

March 2016

## TABLE OF CONTENTS

EXECUTIVE SUMMARY .....	4
1. INTRODUCTION.....	6
2. DEFINING A NONPROFIT ORGANISATION .....	6
3. THE NPO ACT AND ITS REGISTRATION FACILITY.....	7
3.1 NPO Registration Requirements.....	7
3.2 NPO Compliance Requirements.....	8
3.3 Cancelled Registration/Deregistration .....	8
3.4 Appeals.....	8
4. STATUS OF THE NPO REGISTER FOR 2015/16 FINANCIAL YEAR .....	9
4.1 NPO Applications.....	9
4.1.1 Received, processed and registered Organisations .....	9
4.1.2 Type of registered organisation .....	10
4.1.3 Classification of NPOs .....	11
4.2 NPO Reports .....	12
4.2.1 2015/16 FY Received Reports.....	12
5. THE SIZE AND SCOPE OF THE NPO REGISTER .....	13
5.1 Annual Growth Rate of Registered NPOs.....	13
5.2 Distribution by Type over a 5 year period .....	14
5.3 Distribution by Sector over a 5 year period.....	14
5.4 Distribution of registered NPOs .....	15
5.4.1 Distribution per Province.....	15
5.4.2 Distribution by Type .....	16
5.4.3 Distribution by Sector.....	16
5.5 Cancelled/ Deregistered NPOs.....	17
5.6 NPO Compliance and Non-compliance Status .....	18
5.6.1 Distribution per Province.....	18
5.6.2 Distribution by type of Organisation .....	19
5.6.3 Distribution by Sector.....	20
APPENDIX 1: NONPROFIT ORGANISATIONS CLASSIFICATION .....	21
APPENDIX 2: REGISTERED NPOS PER SECTOR PER PROVINCE .....	29

## TABLES AND CHARTS

Table 1: Registration by Sector.....	14
Table 2: Registration by sector .....	17
Table 3: Cancelled/De-Registered NPOs .....	18
Table 4: Compliance and Noncompliance by sector .....	20
Chart 1: Comparison of received, processed and registered in 2015/16.....	9
Chart 2: Typology of registered NPOs, 2015/16 FY .....	10
Chart 3: Registered NPOs by Sector, 2015/16 FY .....	11
Chart 4: Received Report per Province for 2015/16 FY .....	12
Chart 5: Growth of NPOs registration over past five years .....	13
Chart 6: Growth of NPOs registration over past five years .....	14
Chart 7: Distribution of registration across provinces.....	15
Chart 8: Typology of registered NPOs.....	16
Chart 9: Comparison between compliant and non-compliant NPOs by Province ....	19
Chart 10: Comparison between compliant and non-compliant NPOs by Type.....	19

## EXECUTIVE SUMMARY

The Nonprofit Organisation Act 71 of 1997 provides a registration facility for an organisation to register as a nonprofit organisation as part of the legal framework to regulate the nonprofit sector.

The current South African legal framework on NPOs is rooted in the fundamental rights as stated in the South African Constitution (“the constitution”). The right to freedom of religion, belief and opinion; as stated in section 15 of the Constitution and right to freedom of association as stated in section 18 of the constitution are essential for the civil society formations. The existence of nonprofit organisations therefore personifies these rights by enabling individuals to participate in community groups.

An NPO is defined, in terms of section 1 of the NPO Act, as a trust, company or other association of persons established for a public purpose and of which its income and property are not distributable to its members or office bearers except as reasonable compensation for services rendered. Nongovernmental organisations (NGOs) and community based organisations (CBOs) are collectively known as nonprofit organisations (NPOs).

To apply for registration as a NPO, organisations fill-in a prescribed application form and submit it to the Department of Social Development with the organisation’s founding document i.e. a constitution for a volunteer association; memorandum and articles of association with the company’s registration letter for a not-for-profit company; and a deeds of trust with the trustees authorisation letter for a trust. The founding document of the organisation must meet the requirements of section 12 of the NPO Act.

Over the years, there has been a significant increased demand on the NPO registration. By the end of March 2016, the total number of registered organisations was 153 677 since the inception of the NPO Act. This is a significant growth rate of about 12.6% (from 136 453) from the previous financial year.

Gauteng province has the most number of registered NPO at 31.5% followed by KwaZulu Natal with 19%, Limpopo and Western Cape with 10% respectively. The Northern Cape has the less number of NPOs with 1.9%.

Registered NPOs are grouped, accordingly to the International Classification of Nonprofit Organisations (ICNPO), as per **Appendix 1**. Social Services is the leading sector with 39.6%, followed by development and housing sector (21.5 %). The Religion sector follows with 12.7%, Health sector at 8% and Education and Research sector with 6.5% and the International organisations (0.1%) are the less number of registered NPOs.

By the end of the financial year 2015/16, the Department received 32 452 applications from organisations seeking registration status and 98% (31 692) were processed with the required two month turnaround time. On average, the Department received about 124 applications per day. Most of the applications come from Gauteng (32%), KwaZulu Natal (17%), Western Cape (11%), Eastern Cape and Limpopo (10%) and The Northern Cape submitted the less number of applications (2%).

Of total number of applications received for this financial year, 16 726 (53.7%) were eventually registered and 14 421 (46%) did not meet the requirements of sections 12-13 of the NPO Act to be registered.

It is evident that as much as registration is voluntary, a large number of organisations choose to register as a nonprofit organisation and be accountable to a public office that holds information of registered NPOs in custodian to members of the public to access.

By end of financial year 2015/16, the Department received 30 681 Annual reports from the organisations and 97.2% (29 830) were processed within the required two months turn round time. On average, the Department received about 122 reports per day. Most of the reports come from Gauteng (31%), Limpopo (15%), KwaZulu Natal (14.8%) and Mpumalanga (10 %). The Northern Cape submitted the less reports (1.8%).

.

## 1. INTRODUCTION

South African Civil Society Organisations (CSOs) play a very significant role in nourishing our young democracy and addressing the needs of vulnerable communities and groups. These organisations are characterized by a wide variety of organisations of different sizes and shapes across the political, economic and social spectrum of society.

Recognizing the invaluable role of the nonprofit sector (CSOs) in our society, the South African government, like any other modern democratic government, has created an enabling legal environment to support and encourage the formation of organisations. This legal framework is rooted in the fundamental human rights culture of the Republic of South African Constitution.

The right to freedom of religion, belief and opinion; of expression and; of association as contained in the Bills of Rights is fundamental for the civil society formations. This means that everyone has the right to associate with other people and form organisations and express themselves in whatever way they choose provided that this is done in compliance with existing laws. Recent international and national studies recognised that South African legislative framework on NPOs is the most progressive international and thus match the international good standards and practices for an enabling environment on civil society.

The Nonprofit Organisations Act 71 of 1997 (NPO Act) is the primary legislation within the legal framework for NPOs. The main purpose of the NPO Act is to create an enabling environment in which NPOs can flourish and to establish an administrative and regulatory framework within which organisations can conduct their affairs. Specifically, the Act aimed at encouraging NPOs to maintain adequate standards of governance, transparency and accountability and to create an environment within which the public may have access to information on registered organisations<sup>1</sup>.

This report is issued in terms of section 25 of the NPO Act that aims to inform the public and increase public knowledge on information about registered NPOs. The report entails a synoptic analysis of organisations that have chosen to register in terms of the NPO Act. It deals the size and scope of registered NPOs by sector and province.

## 2. DEFINING A NONPROFIT ORGANISATION

Nonprofit Organisations is an associated term for civil society organisations that range from faith and community based organisations, charities (welfare), traditional organisations like social and sports clubs, and a host of other development and social forms of organisations working tirelessly on the social fabric of society. These organisations are commonly referred to as non-governmental organisations (NGOs), community based organisations (CBOs) and faith based organisations (FBOs).

Section 1 (x) of the Nonprofit Organisations Act 71 of 1997 defines an NPO as a trust, company or other association of persons that is has been established for a public

---

<sup>1</sup> The objectives of the NPO Act are enlisted in section 2 of the NPO Act.

purpose and the income and property of which are not to be distributed to its members or office bearers except as reasonable compensation for service rendered.

This definition makes provision for organisations that have been registered in terms of the Trust Property Controls Act 57 of 1988 as amended (Charitable Trusts), the Companies Act 71 of 2008 (Nonprofit companies) or in terms of common law (voluntary associations).

Voluntary associations are deemed to be CBOs as they are traditionally informal types of organisations that are rooted in communities they serve. Charitable Trusts and Nonprofit companies are usually NGOs that are much more sophisticated and are mostly urban based organisations that have a reach beyond their immediate geographical office base.

The NPO Act therefore provides a much needed registration facility for all these type of organisations thus creating a central depository of all registered Nonprofit organisations to make it easier for the public to access information on registered NPOs.

### **3. THE NPO ACT AND ITS REGISTRATION FACILITY**

The Department of Social Development is responsible for the implementation of the NPO Act. A Directorate for Nonprofit Organisations has been established, in terms of section 4, to administer the provisions of the Act. The core business of this Directorate is essential to provide an efficient registration facility for organisations and to ensure accessibility to records of registered organisations. The registration standards and procedures including the obligations of registered NPOs are articulated within the NPO Act.

This section gives an overview on the legislative requirements for registration, compliance and the de-registration/cancelling of organisation from the NPO register. It also focuses on the appeals against refusal to register and cancellation of registration.

#### **3.1 NPO Registration Requirements**

Every organisation that seeks to register as an NPO in terms of sections 12 and 13 of the NPO Act submit a constitution (founding document) and a completed prescribed application form that contains the organisation's contact and the office bearers' details.

Section 13 (2) obligates the NPO Directorate to complete the assessment of each application within two months. Applications that meet the requirements are registered in terms of section 15 of the NPO Act and those that do not meet the requirements are returned to the applicants with advice on how to meet the requirements.

### **3.2 NPO Compliance Requirements**

Once the organisation is registered, it is obligated, in terms of sections 18 and 19, to submit within nine months after the end of its financial year, annual reports (a narrative report, annual financial statement and an accounting officer's report) including any changes to the organisation's constitution, physical address and office bearers.

A registered NPO is also obligated to comply with the material provision of its constitution, failure to do so is also deemed to be non-compliance.

### **3.3 Cancelled Registration/Deregistration**

In terms of section 21, registered NPOs that do not comply with the reporting requirements of the NPO Act or the provisions of its constitution are cancelled. However, section 20 requires that a non-compliance notice of 30 days should first be sent to the organisation to give it an opportunity to ratify its status before cancellation can be effected. Failure to comply with this notice, an organisation registration status is cancelled in terms of section 21 for the NPO Act.

A registered NPO may also voluntarily deregister in terms of section 23(1) or dissolve in terms of section 23(2) of the Act. In this case, the NPO must provide a 30 days' notice of the intention to deregister or dissolve.

Once an organisation has been cancelled, deregistered or dissolved, as the case may be, it is a criminal offence, in terms of section 29, for any such organisation to represent itself as being validly registered in terms of the NPO Act. The offense is also extended to a person(s) using the registration number of another organisation's and making any false representation in any report submitted to in terms of this Act. A person(s) convicted for these offences is liable to a fine or to imprisonment or to both fine and imprisonment, in terms of section 30 of the NPO Act.

### **3.4 Appeals**

A nonprofit organisation may appeal against refusal to register, in terms of section 14 and cancellation of registration, in terms of Section 22. The NPO Act requires the Minister to appoint Panel of Arbitrators and prescribe the terms and conditions of appointment of members of the panel of arbitrators.

The appointed panelists convene a tribunal only when to consider appeal cases and each case should be dealt within three months after submission. The decision of the Arbitration Tribunal is binding on both parties i.e. the NPO Directorate and the appellant.



## 4. STATUS OF THE NPO REGISTER FOR 2015/16 FINANCIAL YEAR

This section of the report, focus on an analysis of organisations that were registered during the financial year 2015/16.

### 4.1 NPO Applications

#### 4.1.1 Received, processed and registered Organisations

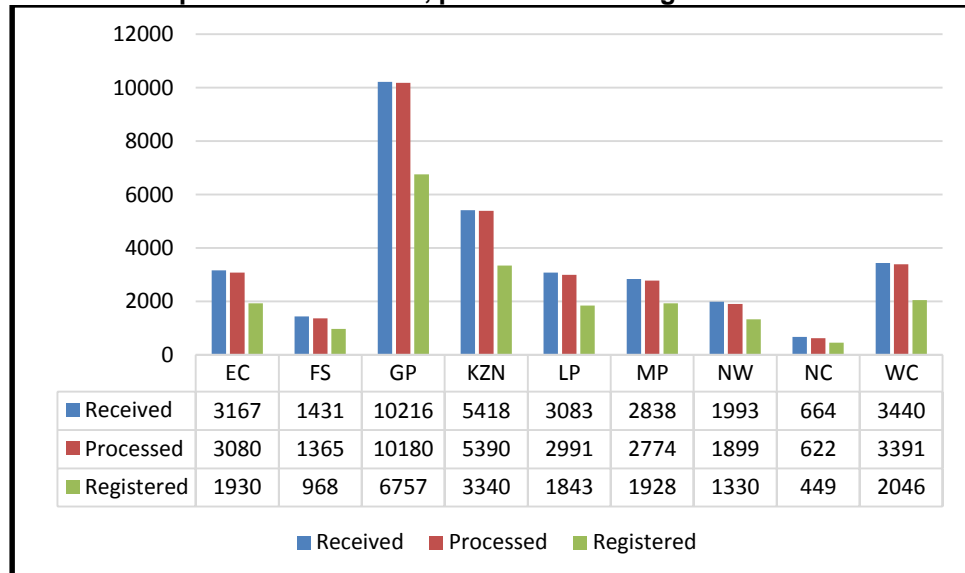
For the financial year i.e. from April 2015 to March 2016, the Department received 32 249 applications from organisations seeking registration status. As already indicated these include newly received application, comebacks (organisations that may have not met registration requirement the first time around), applications that were launch through the internet.

On average, the Department received an average of 2 570 applications per month amounting to an average of 128 applications per day. Of the received 32 249 applications, 31 692 were processed which constitute 98% of the received.

Of the annual total applications processed, 20 592 (64.9%) ultimate met the requirements and were registered for 2015/16 FY. In other words, 82 organisations on average are registered on a daily basis.

The chart below depicts the number of applications received, processed and registered per province.

**Chart 1: Comparison of received, processed and registered in 2015/16**



As illustrated, most of the applications received are from Gauteng (32%), KwaZulu Natal (17%), Eastern Cape and Limpopo (10%) and Western Cape (11 %). The other province received less than 10% of the total number of received applications, Mpumalanga (9%), North West (6%) and Free State (4%), and Northern Cape with 2% as the least received application.

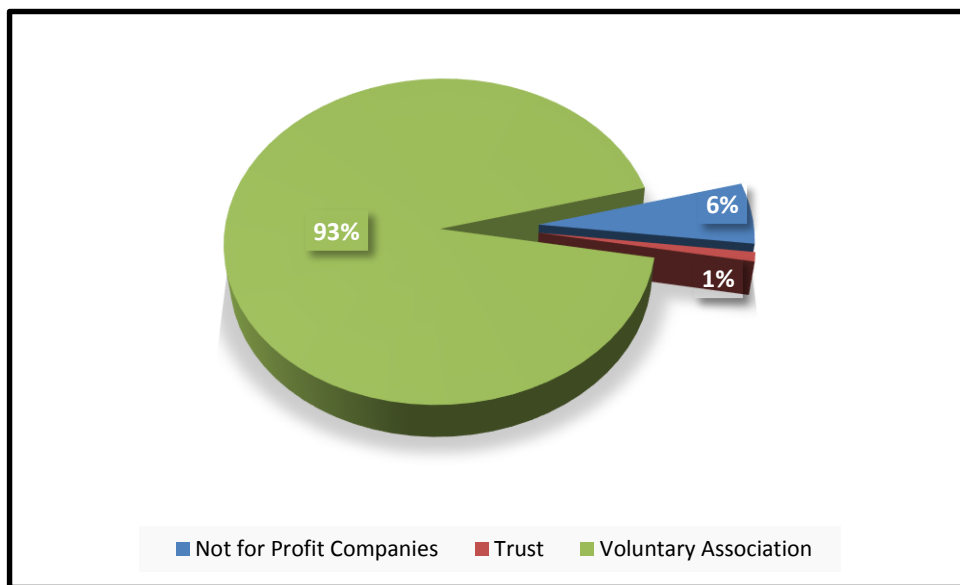
The graph suggests that of the processed 31 692, 35% did not meet the registration requirement.

#### 4.1.2 Type of registered organisation

A registered NPO can either be a Voluntary Association, nonprofit company incorporate in terms of the Company Act, or a Charitable Trust.

Chart 2 below indicates the type of registered NPO.

Chart 2: Typology of registered NPOs, 2015/16 FY

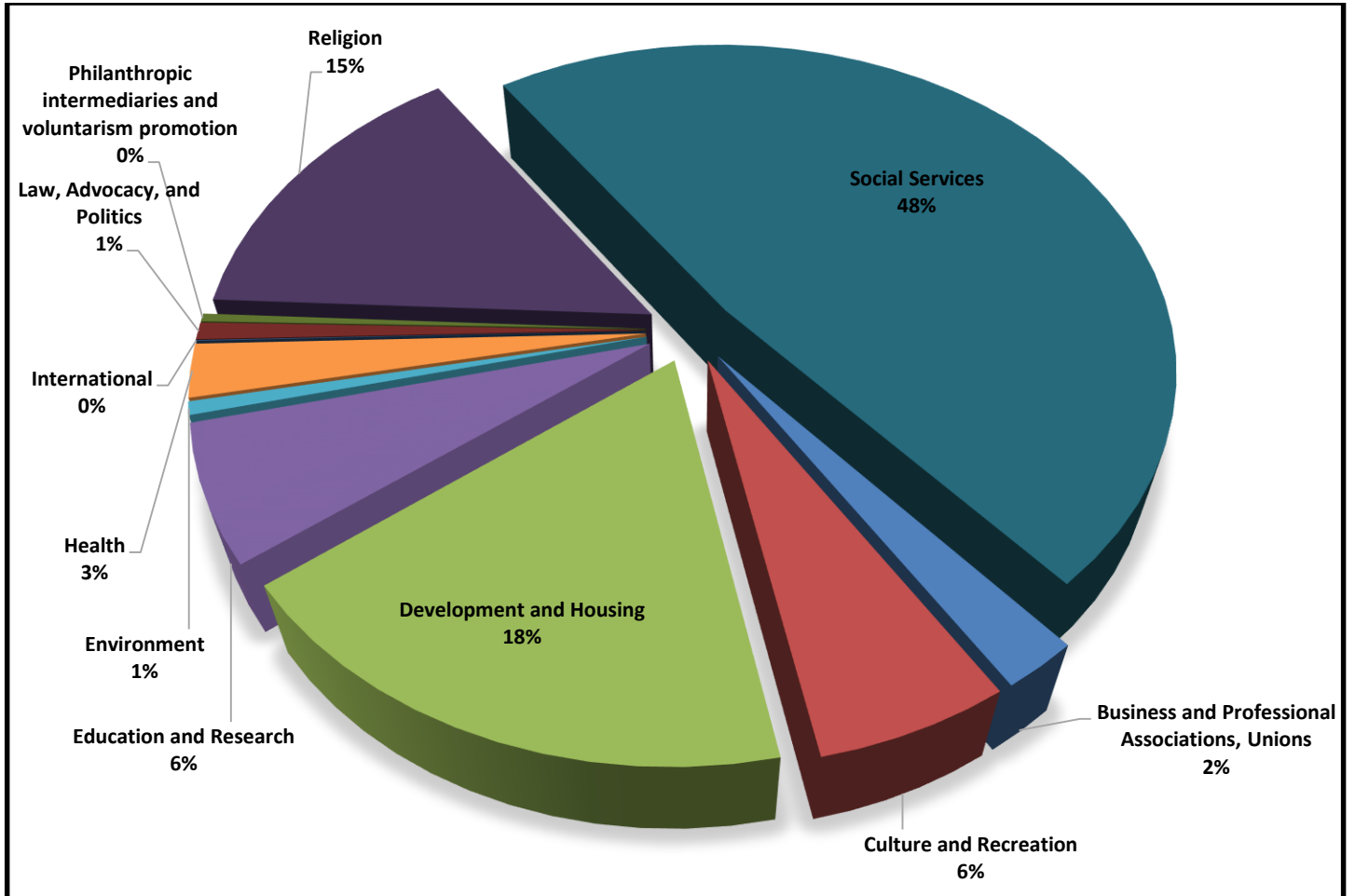


Majority of registered NPOs are Voluntary Associations (93%) whereas Nonprofit Companies consist of 6% and Charitable Trusts are 1%.

### 4.1.3 Classification of NPOs

Registered NPOs are grouped, informed by their founding documents mission and objectives, accordingly to the International Classification of Nonprofit Organisations (ICNPO). Chart 3 below indicates the percentage of NPOs operating in different sectors.

Chart 3: Registered NPOs by Sector, 2015/16 FY



For 2015/16, Social Services is the leading sector (48%) followed by Development and housing sector (18%), Religion (15%), respectively. International and Philanthropic organisations category has the least number of NPOs with (0%).

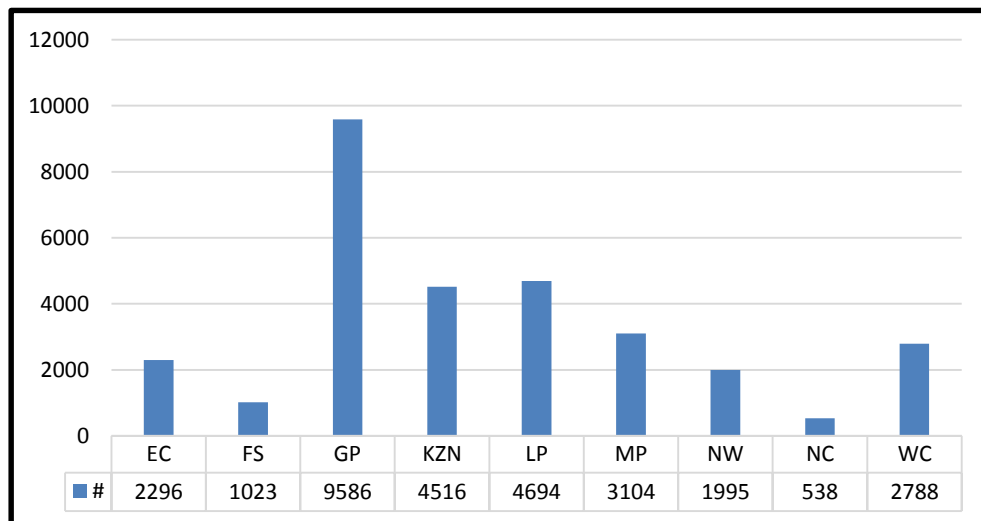
## 4.2 NPO Reports

### 4.2.1 2015/16 FY Received Reports

For the financial year i.e. from April 2015 to March 2016, the Department received 30 540 reports from registered Organisations

On average, the Department received an average of 2 585 reports per month amounting to an average of 129 applications per day. Of the received 30 540 reports, 24 537 were processed which constitute 80% of the received.

**Chart 4: Received Report per Province for 2015/16 FY**



As illustrated, most of the reports received are from Gauteng (31.4%), Limpopo (15.4%), KwaZulu Natal (14.8%), and Mpumalanga (10%). The other province received less than 10% of the total number of received reports, Western Cape (9 %), Eastern Cape (7.5%), North West (6.5%), Free State (3.3%), and Northern Cape with 1.8% as the least received reports.

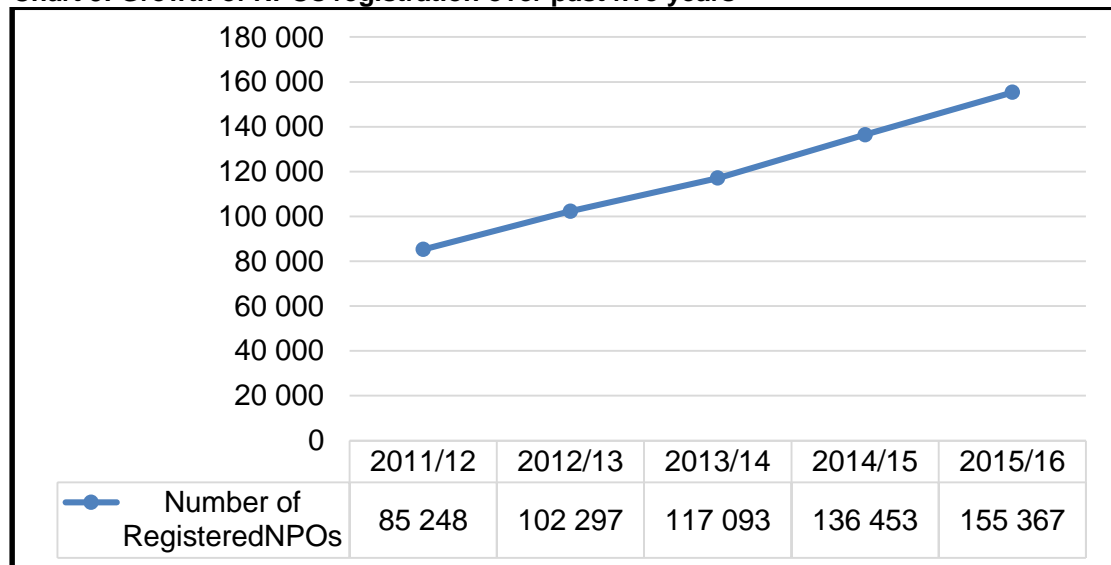
## 5. THE SIZE AND SCOPE OF THE NPO REGISTER

The Department is obligated in terms of section 24 of the NPO Act to keep a register of all NPOs that are registered and of those that have been cancelled in terms of this Act. The Department is also obligated to make this listing available to members of the public. By the end of March 2016, there were a total of 153 667 registered NPOs on the national database. This section provides a synoptic analysis on the growth rate comparatively over the past 5 years, types of organisations registered and in what are they involved.

### 5.1 Annual Growth Rate of Registered NPOs

Over the years, there has been a significant increased demand on the NPO registration. For example, the chart below indicate that the register of NPO (database) has increase from 82 248 registered organisations in 2011/12 to 155 367 in 2015/16 which translate into an average growth of 80% over five years.

Chart 5: Growth of NPOs registration over past five years

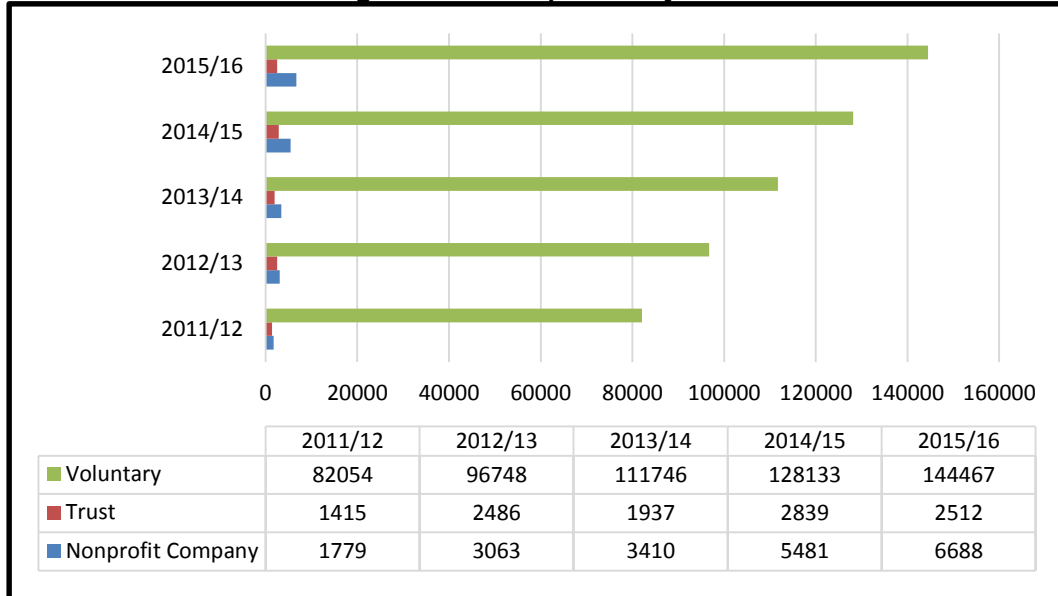


The most significant increase was experienced between the year 2013/14 and 2014/15.

## 5.2 Distribution by Legal Form over a 5 year period

The graph below shows that majority of registered NPOs are Voluntary Associations (VAs) over the years followed by Nonprofit Companies (NPCs) and Charitable Trusts.

**Chart 6: Growth of NPOs registration over past five years**



## 5.3 Distribution by Sector over a 5 year period.

**Table 1: Registration by Sector**

SECTOR	2011/12	2012/13	2013/14	2014/15	2015/16
Business and Professional Associations, Unions	510	662	937	1 137	1411
Culture and Recreation	4 551	5 570	6 206	8 059	9508
Development and Housing	17 078	20 964	24 063	28 534	32975
Education and Research	6 249	8 039	9 016	9 607	9987
Environment	1 031	1 228	1 424	1 577	1743
Health	9 240	10 582	10 421	11 966	12466
International	61	65	73	85	99
Law, Advocacy, and Politics	1 775	2 229	2 927	3 090	3577
Philanthropic Intermediaries and Voluntarism Promotion	963	1 089	1 288	1 303	1391
Religion	10 009	11 791	14 285	16 703	19585
Social Services	33 781	40 078	46 452	54 392	60925
<b>OVERALL</b>	<b>85 248</b>	<b>102 297</b>	<b>117 093</b>	<b>136 453</b>	<b>153 667</b>

There is a noticeable increase of registered NPOs per each of the sectors. Significant increase is noticed on Social Services from 33 781 in 2011/12 to 54 392 for the FY 2015/16.

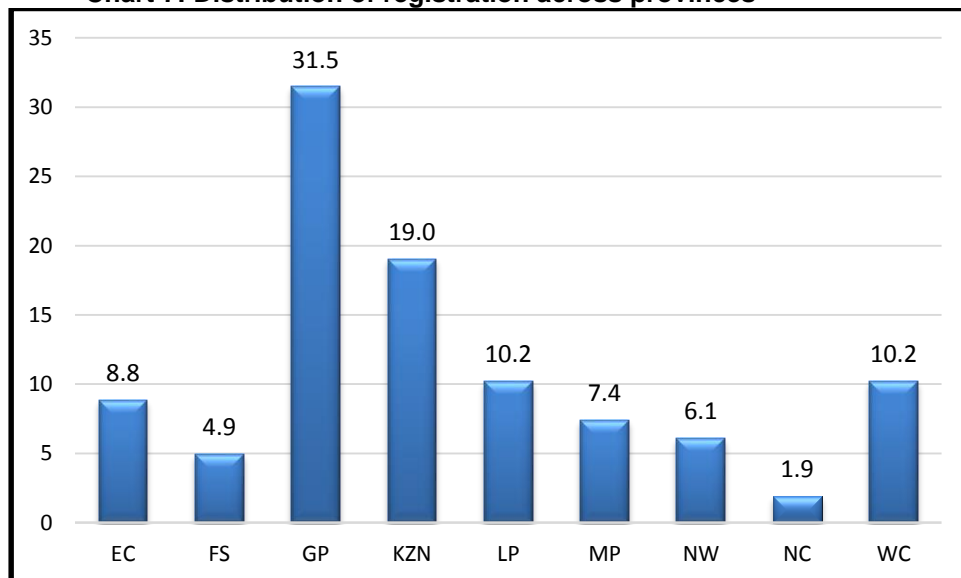
## 5.4 Distribution of registered NPOs

Distribution of registered NPOs is illustrated at provincial level, by type of organisations and objective classification for the period. The information depicted covers the time period since the development of the NPO Register until the end of March 2016. The NPO register constitutes 153 667 registered NPOs for the aforementioned time period.

### 5.4.1 Distribution per Province

Chart 6 below depicts the percentage distribution of registered organisations per province. Most of the registered organisation are from Gauteng (32%), KwaZulu Natal (19 %), followed by Limpopo and Western Cape (10%) respectively. The Northern Cape has the least registered NPOs with 2%.

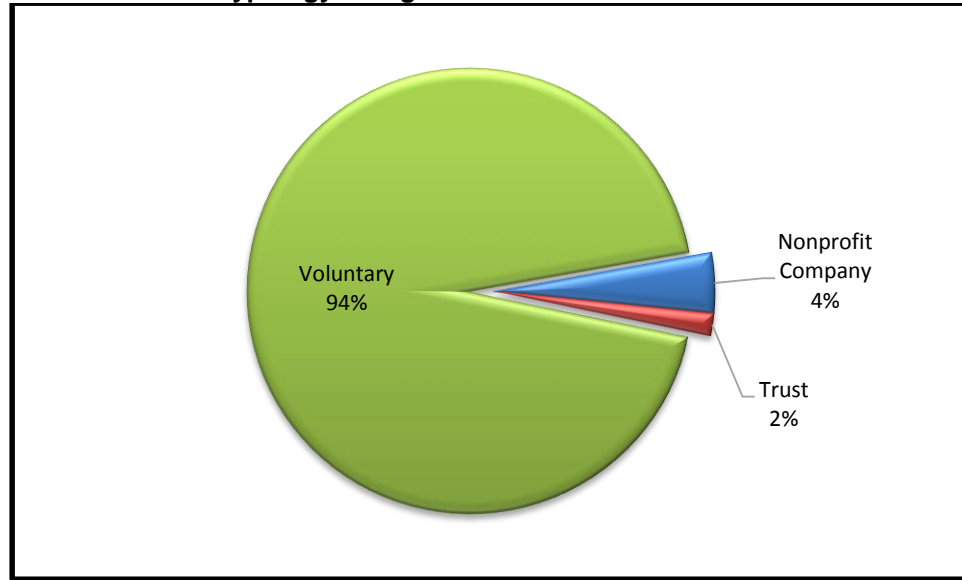
Chart 7: Distribution of registration across provinces



### 5.4.2 Distribution by Type

A registered NPO can be a Voluntary Association in terms of common law, nonprofit company incorporated in terms of the Company Act, or a Trust in terms of the Trust Property Control Act. The chart below indicates the type of registered NPO.

**Chart 8: Typology of registered NPOs**



It is clear that the majority of registered NPOs are Voluntary Associations (94%) whereas 6% is shared between nonprofit companies and Charitable Trusts.

### 5.4.3 Distribution by Sector

Registered NPOs are grouped, informed by their founding documents mission and objectives, accordingly to the International Classification of Nonprofit Organisations (ICNPO).

The table below indicates the number of NPOs operating in different sectors.



**Table 2: Registration by sector**

Sector	#	%
Social Services	60 925	39.6
Development and Housing	32 975	21.5
Religion	19 585	12.7
Health	12 466	8.1
Education and Research	9 987	6.5
Culture and Recreation	9 508	6.2
Law, Advocacy, and Politics	3 577	2.3
Environment	1 743	1.1
Business and Professional Associations, Unions	1 411	0.9
Philanthropic intermediaries and voluntarism promotion	1 391	0.9
International	99	0.1

Social Services is the leading sector (39.6 %) followed by the community development and housing sector (21.5 %), respectively. International organisations (0.1%) are the less number of registered NPOs as indicated on the table 2.

**Appendix 2** entails the number and percentages of registered NPOs by sector per provinces.

## 5.5 Cancelled/ Deregistered NPOs

There are four types of deregistration:

- a) Constitutional Non-Compliance: This refers to organisations that has not complied with the(i) material provision of its constitution; (ii) a condition or term of arty benefit or allowance conferred on it in terms of section 11;
- b) Non-compliant Deregistration: This applies to organisations that have not submitted their documents as per its obligations in terms of sections 17.18 and 19 and any other provision of this Act.
- c) Voluntary deregistration: It applies to organisation that chooses to voluntary deregister as per section 23(1) of the NPO Act 71, 1997
- d) Dissolved: It applies to organisations that have dissolved as per in terms of section 23(2) of the NPO Act 71, 1997

**Table 3: Cancelled/De-Registered NPOs**

Province	Voluntary: According to section 23(1)	Dissolved: in terms of section 23(2)
Eastern Cape	3	12
Free State	6	0
Gauteng	89	18
Kwazulu Natal	20	5
Limpopo	10	2
Mpumalanga	10	2
North West	8	0
Northern Cape	6	0
Western Cape	45	5
<b>Totals</b>	<b>197</b>	<b>44</b>

For the aforementioned time period there were 241 deregistered NPOs, of which 35 is dissolved and 206 have voluntarily deregister as indicated on table 4.

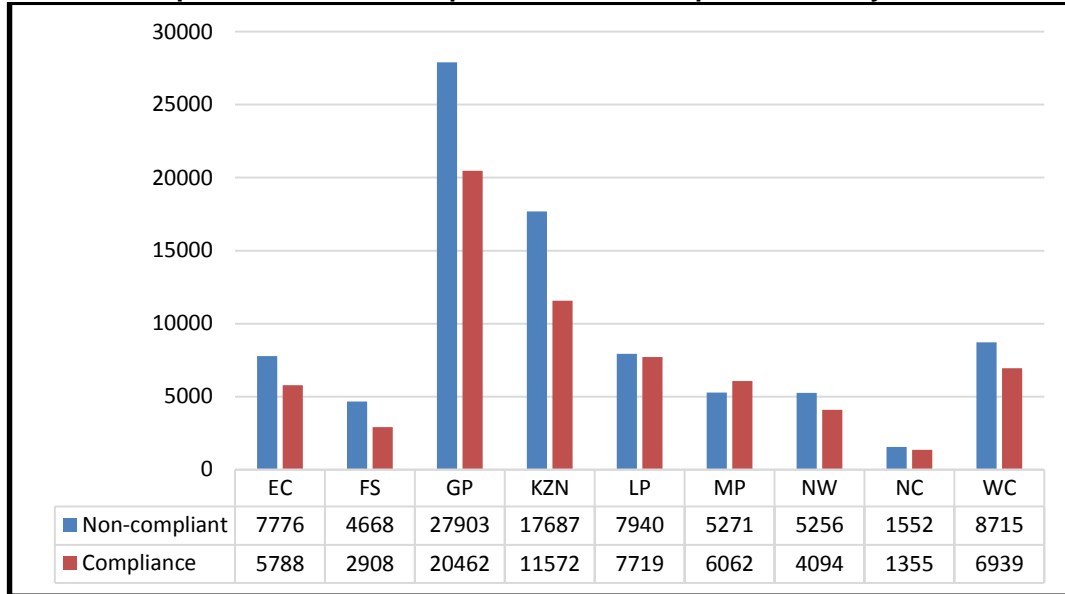
## 5.6 NPO Compliance and Non-compliance Status

By end of March 2016 there were 86 768 non-compliant NPOs, these are organisations that did not comply with the obligations of section 17, 18 and 19. During the same period there were 153 667 registered NPOs. In essence the compliancy rate is sitting at 44 % meaning 56% of the registered NPOs are non-compliant.

### 5.6.1 Distribution per Province

Chart 8 provides a comparison between the level of compliance and non-compliance. It is clear that there is a high non-compliance rate in all the provinces.

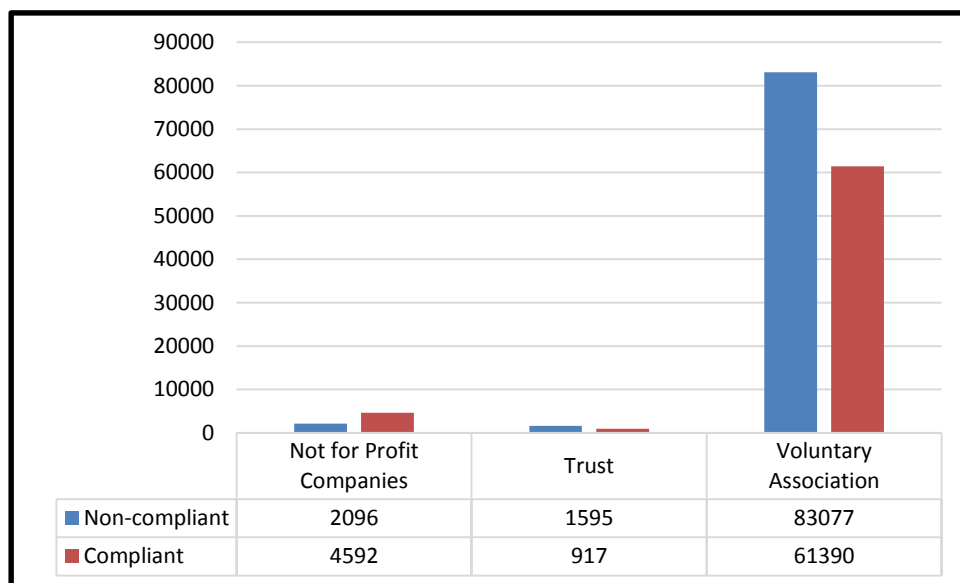
**Chart 9: Comparison between compliant and non-compliant NPOs by Province**



### 5.6.2 Distribution by type of Organisation

A registered NPO can be a Voluntary Association in terms of common law, non-profit company incorporated in terms of the Company Act, or a Trust in terms of the Trust Property Control Act. The table below depicts compliance and non-compliance between the typology of the organisations.

**Chart 10: Comparison between compliant and non-compliant NPOs by Type**



### 5.6.3 Distribution by Sector

The table below indicates the number of NPOs that are non-compliant operating in different sectors.

**Table 4: Compliance and Noncompliance by sector**

<b>Sector</b>	<b>Non-compliant</b>	<b>Compliant</b>
Business and Professional Associations, Unions	626	785
Culture and Recreation	5 226	4 282
Development and Housing	19 394	13 581
Education and Research	6 472	3 515
Environment	1 054	689
Health	8 889	3 577
International	55	44
Law, Advocacy, and Politics	2 003	1 574
Philanthropic intermediaries and voluntarism promotion	908	483
Religion	10 610	8 975
Social Services	31 531	29 394
<b>Totals</b>	<b>86 768</b>	<b>66 899</b>

Based on the table above, it is clear that there is a high non-compliance rate in almost of the sectors. It is only the Business and Professional Associations, Unions where the compliance rate is higher than the non-compliance, but that doesn't rule out the non-compliance being high.

## APPENDIX 1: NONPROFIT ORGANISATIONS CLASSIFICATION

Sector	Objective	Theme	Description
Business and Professional Associations, Unions	Business and Professional Associations, Unions	Professional associations	Organizations promoting, regulating, and protecting professional interests e.g.. bar association, medical association
		Labor unions	Organizations that promote, protect and regulate the rights and interests of employees
		Business associations	Organizations that work to promote, regulate and safeguard the interests of special branches of business e.g.. Manufacturers associations, farmers association, bankers association
Culture and Recreation	Culture and Arts	Museums	General and specialized museums covering art, history, sciences, technology, culture
		Media and communications	Production and dissemination of information and communication, includes radio and TV stations, publishing of books, journals, newspapers, and newsletters, film production, libraries
		Performing arts	Performing arts centers, companies, and associations; includes theatres, dance, ballet, opera, orchestras, chorals and music ensembles
		Historical, literacy and humanistic societies	Promotion and appreciation of the humanities, preservation of historical and cultural artifacts, commemoration of historical events; includes historical societies, poetry and literary societies, language associations, reading promotion, war memorials, com
	Service Clubs	Service clubs	Membership organizations providing services to members and local communities, for example: Lions, Zonta International, Rotary Club, Kiwanis
Sports	Sports	Provision of amateur sport, training, physical fitness, and sport competition services and events; includes fitness and wellness centers	

<b>Sector</b>	<b>Objective</b>	<b>Theme</b>	<b>Description</b>
Development and Housing	Economic, Social and Community Development	Community and neighborhood organisations	Organizations working towards improving the quality of life within communities or neighborhoods - e.g., squatters' associations, local development organisations, poor people's cooperatives
		Economic Development	Programs and services to improve economic infrastructure and capacity; includes building of infrastructure like roads, financial services such as credit and savings associations, entrepreneurial programs, technical and managerial consulting & rural devel
		Social Development	Organisations working towards improving the institutional infrastructure and capacity to alleviate social problems and to improve general public well being
	Employment and Training	Job training programs	Organizations providing and supporting apprenticeship programs, internships, on-the-job training, and other training programs
		Vocational rehabilitation and sheltered workshops	Organizations that promote self sufficiency and income generation through job training and employment
		Vocational counseling and guidance	Vocational training and guidance, career counseling, testing, and related services
	Housing	Housing assistance	Organizations providing housing search, legal services and related assistance
		Housing association	Develop, construction, management, leasing, financing and rehabilitation of housing
	Education and Research	Higher Education	Higher education
Other Education		Vocational/technical schools	Technical and vocational training specifically geared towards gaining employment; includes trade schools; paralegal training, secretarial schools

Sector	Objective	Theme	Description	
		Adult/continuing education	Institutions engaged in providing education and training in addition to the formal educational system; includes schools of continuing studies, correspondence schools, night schools, sponsored literacy and reading programs	
		Primary and Secondary Education	Education at elementary, primary and secondary levels; includes pre-school organizations other than day care	
		Research	Social sciences, policy studies	Research and analysis in the social sciences and policy area
			Medical research	Research in the medical field, includes research on specific diseases, disorders, or medical disciplines
			Science and technology	Research in the physical and life sciences, engineering and technology
Environment	Animal Protection	Wildlife preservation and protection	Wildlife preservation and protection; includes sanctuaries and refuges	
		Veterinary services	Animal hospitals and services providing care to farm and household animals and pets	
		Animal protection and welfare	Animal protection and welfare services; includes animal shelters and humane societies	
	Environment	Pollution abatement and control	Organizations that promote clean air, clean water, reducing and preventing noise pollution, radiation control, hazardous wastes and toxic substances, solid waste management, recycling programs, and global warming	
		Natural resources conservation and protection	Conservation and preservation of natural resources, including land, water, energy and plant resources for the general use and enjoyment of the public	

Sector	Objective	Theme	Description
		Environment beautification and open spaces	botanical gardens, arboreta, horticultural programs and landscape services; includes organizations promoting antilitter campaigns, programs to preserve the parks, green spaces in urban or rural areas, and city and highway beautification programs
	Research	Animal welfare	Research into the lifestyle and habitats of cheetahs for the purpose of promoting their welfare
Health	HIV/AIDS	Prevention and education about HIV/Aids	The prevention of HIV infection and/or the distribution of information relating to HIV/Aids
	Hospitals and rehabilitation	Rehabilitation	Inpatient health care and rehabilitative therapy to individuals suffering from physical impairments due to injury, genetic defect or disease and requiring extensive physiotherapy or similar forms of care
		Hospitals	Primarily inpatient medical care and treatment
	Mental Health and Crisis Intervention	Mental health treatment	Outpatient treatment for mentally ill patients; includes community mental health centers, and halfway homes
		Psychiatric hospitals	Inpatient care and treatment for the mentally ill
	Nursing Homes	Nursing Homes	Inpatient convalescent care, residential care as well as primary health care services; includes homes for the frail elderly, nursing homes for the severely handicapped
	Other Health Services	Public health and wellness education	Public health promoting and health education; includes sanitation screening for potential health hazards, first aid training and services and family planning services
		Health treatment, primarily outpatient	Organisations that provide primarily outpatient health services- e.g., health clinics, vaccination centers
		Rehabilitative medical services	Outpatient therapeutic care; includes nature cure centers, yoga clinics, physical therapy centers



<b>Sector</b>	<b>Objective</b>	<b>Theme</b>	<b>Description</b>
		Emergency medical services	Services to persons in need of immediate care, includes ambulatory services and paramedical emergency care, shock/trauma programs and lifeline programs; ambulance services
International	International Activities	International human rights and peace organizations	Organizations which promote and monitor human rights and peace internationally
		International disaster and relief organizations	Organizations that collect, channel and provide aid to other countries during times of disaster or emergency
		Exchange/friendship/cultural programs	Programs and services designed to encourage mutual respect and friendship internationally
Law, Advocacy, and Politics	Civic and Advocacy Organisations	Advocacy organizations	Organisations that protect the rights and promote the interest of specific groups of people- e.g., the physically handicapped, the elderly, children, and women
		Ethnic associations	Organizations that promote the interests of, or provide services to, members belonging to a specific ethnic heritage
		Civic associations	Programs and services to encourage and spread civic mindedness
	Law and Legal Services	Legal services	Legal services, advice and assistance in dispute resolution and court related matters
Philanthropic Intermediaries and Voluntarism Promotion	Philanthropic Intermediaries and Voluntarism Promotion	Grant making foundations	Private foundations, including corporate foundations, community foundations and independent public-law foundations
		Voluntarism promotion and support	Organizations that recruit, train, and place volunteers, and promote volunteering
		Fund-raising organizations	Federated, collective fund-raising organizations, includes lotteries
Religion	Religious Congregations and Associations	Congregations	Churches, synagogues, temples, mosques, shrines, monasteries, seminaries and similar organizations promoting religious beliefs and administering religious services and rituals

Sector	Objective	Theme	Description
		Associations of congregations	Associations and auxiliaries of religious congregations and organizations supporting and promoting religious beliefs, services and rituals
Social Services	Emergency and Relief	Refugee assistance	Organisations providing food, clothing, shelter and services to refugees and immigrants
		Temporary shelters	Organisations providing temporary shelters to the homeless, includes travellers aid, and temporary housing
		Disaster/emergency prevention and control	Organisations that work to prevent, predict control and alleviate the effects of disasters, to educate or otherwise prepare individuals to cope with the effects of disasters, or provide relief to disaster victims, includes volunteer fire departments, life
	Income Support and Maintenance	Material assistance	Organisations providing food, clothing, transport and other forms of assistance, includes food banks and clothing distribution centers
		Income support and maintenance	Organisations providing cash assistance and other forms of direct services to persons unable to maintain a livelihood
	Services to Children	Child welfare, child services, day care	Services to children, adoption services, child development centers, foster care, includes infant care centers and nurseries
		Child protection	An organisation involved with identifying, reporting and supporting abused and neglected children. Also provides for placement of children in foster care.
		ECD and Partial Care Centres	A place that cares for more than 6 pre-school children for part of the day. It is non-residential. ECD services include crèches, pre-schools & day-care centres & also;• After-school supervision & partial care for children of all ages• ECD outreach program

Sector	Objective	Theme	Description
		Temporary Safe Care/ Place of Safety	A facility where vulnerable or orphaned children are placed by court orders in cases of emergency. These are usually short term until permanent alternative arrangements are made.
		Secure Care	A facility for children who are awaiting trial or sentence or have been sentenced.
		Children's Homes	A facility for the provision of residential care to more than six children outside their family's environment. Also known as an orphanage or child and youth care centre (CYCC). They accommodate:
		Homes for Children with Special Needs	A facility for children with psychological and emotional difficulties, disabilities, chronic illnesses, alcohol or drug addictions, psychiatric conditions or who need assistance with the transition when leaving the centre at the age of 18.
		Schools of Industry/Reform Schools	A residential facility where children with behavioural difficulties are sentenced to by the Children's or Criminal Court.
		Community-Based Care Services for Children	Drop-in-centre/ISIBINDI. A drop-in centre is a community-based, non-residential facility providing basic services aimed at meeting the emotional, physical and social development needs of vulnerable children.
		Adoption Services	A facility which helps in the process of adoption. Adoption is defined as a child being placed in the permanent care of a person other than a biological parent, by a court order.
	Social Services	Services for the handicapped	Services for the handicapped; includes homes, other nursing homes; transport facilities, recreation and other specialized services.

Sector	Objective	Theme	Description
		Services for the elderly	Organisations providing geriatric care, includes in-home services, homemaker services, transport facilities, recreation, meal programs and other services geared towards senior citizens. (Does not include residential nursing homes)
		Youth services and youth welfare	Services to youth, includes delinquency prevention services, teen pregnancy prevention, drop-out prevention, youth centers and clubs, job programs for youth, includes YMCA, YWCA, Boy Scouts, Girl Scouts, Big Brothers/Big Sisters
		Self-help and other personal social services	Programs and services for self-help and development, includes support groups, personal counseling, credit counseling/money management services
		Family services	Services to families, includes family life/parent education, single parent agencies and services, family violence shelters and services

## APPENDIX 2: REGISTERED NPOS PER SECTOR PER PROVINCE

Sector/Province	EC		FS		GP		KZN		LP		MP		NW		NC		WC	
	#	%	#	%	#	%	#	%	#	%	#	%	#	%	#	%	#	%
Business and Professional Associations, Unions	103	0.8	48	0.6	615	1.3	179	0.6	68	0.4	69	0.6	67	0.7	21	0.7	241	1.5
Culture & Recreation	551	4.1	413	5.5	3633	7.5	1364	4.7	697	4.5	682	6.0	707	7.6	221	7.6	1240	7.9
Development & Housing	3056	22.5	1455	19.2	9899	20.5	6808	23.3	3150	20.1	2058	18.2	1970	21.1	643	22.1	3936	25.1
Education & Research	1618	11.9	430	5.7	2958	6.1	1606	5.5	884	5.6	630	5.6	546	5.8	181	6.2	1134	7.2
Environment	105	0.8	74	1.0	442	0.9	235	0.8	314	2.0	99	0.9	92	1.0	31	1.1	351	2.2
Health	1057	7.8	690	9.1	3177	6.6	2691	9.2	1560	10.0	1123	9.9	935	10.0	273	9.4	960	6.1
International	1	0.0	2	0.0	63	0.1	9	0.0	2	0.0	1	0.0	2	0.0	1	0.0	18	0.1
Law, Advocacy & Politics	338	2.5	183	2.4	1238	2.6	570	1.9	251	1.6	166	1.5	207	2.2	69	2.4	555	3.5
Philanthropic intermediaries & voluntarism promotion	96	0.7	42	0.6	542	1.1	236	0.8	37	0.2	29	0.3	36	0.4	12	0.4	361	2.3
Religion	917	6.8	920	12.1	8153	16.9	3494	11.9	1268	8.1	1392	12.3	999	10.7	363	12.5	2079	13.3
Social Services	5722	42.2	3319	43.8	17645	36.5	12067	41.2	7428	47.4	5084	44.9	3789	40.5	1092	37.6	4779	30.5
	13564		7576		48365		29259		15659		11333		9350		2907		15654	

# - Number of Registered      % - Percentage Registered NPOs

Provinces: GP (Gauteng); MP(Mpumalanga); EC(Eastern Cape); NW (North West); FS (Free State); NC (Northern Cape); KZN (KwaZulu Natal); WC (Western Cape); LP (Limpopo)